



Harmony

BASSINI

Extra Height Back to Wall Toilet Suite

PRODUCT CODE: **HARMONY11400**

FEATURES:

RIM CONFIGURATION Rimless

WASTE OUTLET S or P Trap using Universal Connector

INLET Back (Top) Inlet on left of cistern

SEAT Soft-Close

COLOUR White

MATERIAL Vitreous China

PAN SET-OUT 90-190mm

WEIGHT 36kg Pan, 15kg Cistern

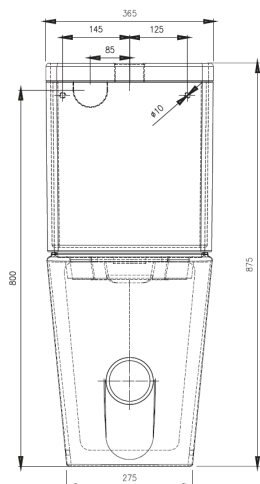
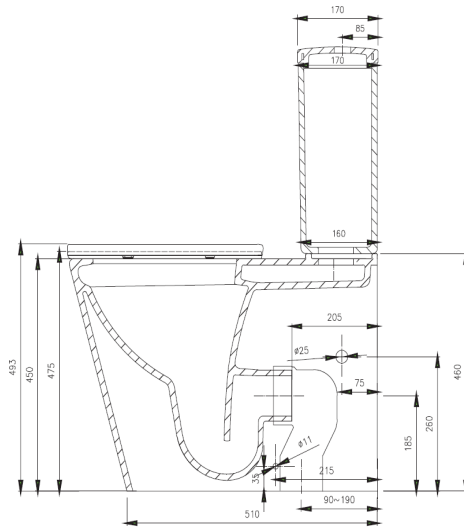
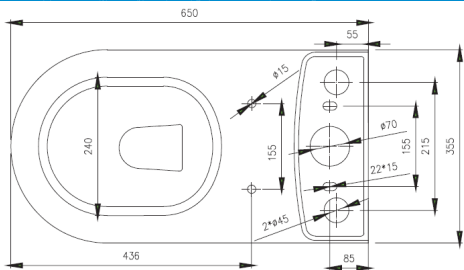
FLUSHING (Ltr) 4.5 Litres Full Flush, 3.0 Litres Half Flush, 3.5 Litres Average Flush

WELS RATING 4 Star

AUSTRALIAN STANDARDS AS1172.1-2014
AS1172.2-2014

WARRANTY 10 Years Pan & Cistern, 2 Years Seat, 5 Years Valves, 1 Year Push Buttons

harmonybathroomware.com.au



AS 1172.1 Ambient Compliant

AS 1172.1 - AS 1172.2
Certificate No. 23263

VERSION DATE: 2019/11

AS 1172.1 Ambient Compliant

AS 1172.1 - AS 1172.2
Certificate No. 23263

VERSION DATE: 2019/11

DISCLAIMER: The installation of this toilet suite should be undertaken by a qualified and licensed plumber and in accordance with the National Plumbing Code AS/NZS 3500.2.2. Harmony sanitaryware products are designed to meet the appropriate Australian standards. Dimensions and set-outs contained are correct at the time of publication. However, neither the manufacturer nor the distributor takes responsibility for printing errors. The manufacturer and the distributor reserve the right to vary specifications or delete toilet suite models without prior notification. A failure to follow the installation instructions, or a failure to have the product installed by a licensed tradesperson, may void the product's warranty.