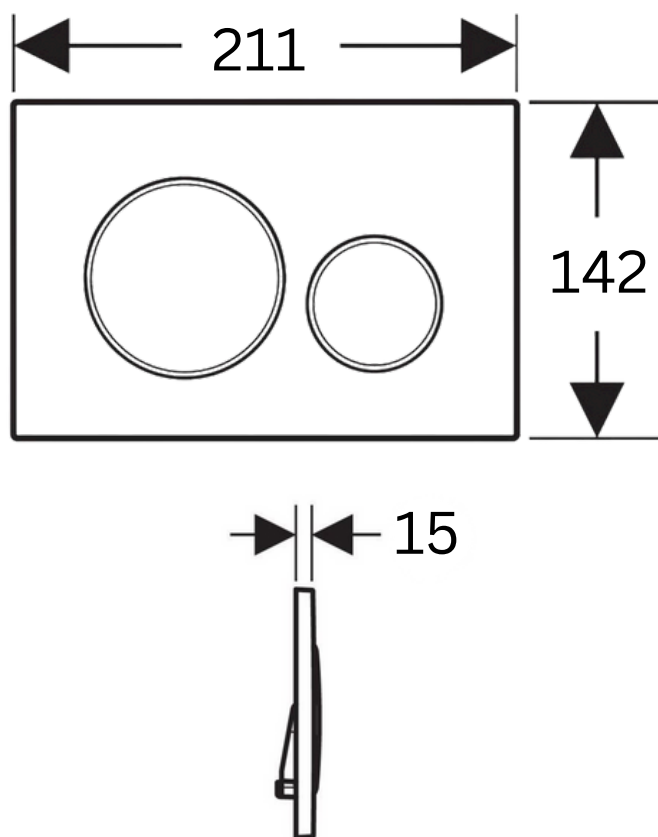




Geberit Kappa50 actuator plate for dual flush



Characteristics

- Top/front actuation

Application purposes

- For flush actuation with Kappa concealed cisterns

Accessories

- Geberit extension set for Sigma, Omega and Kappa concealed cisterns

Technical Data

- Actuation force < 20 N

Scope of delivery

- Mounting frame
- 2 distance bolts
- 2 actuator rods
- Fastening material
- Sound-absorbing actuator rods, tool-free fast adjustment

Art. no.	Colour / surface	Material designation	B	H	T
115.258.00.1	brushed	Stainless steel	21.1 cm	14.2 cm	1.5 cm
115.260.11.1	white	Die-cast zinc	21.1 cm	14.2 cm	1.5 cm
115.260.21.1	bright chrome-plated	Die-cast zinc	21.1 cm	14.2 cm	1.5 cm
115.260.46.1	matt chrome-plated	Die-cast zinc	21.1 cm	14.2 cm	1.5 cm